



# Numbing Directions for Cosmetic Procedures

## SKIN PEN (Microneedling)




Start applying a thick layer to entire face 1 hour before procedure and reapply every 10 minutes until directed to wash off in office. Make sure to use the **entire** tube.

## FILLER (Juvederm/Restylane)




## (Voluma)



Start applying a thick layer to recommended areas 1 hour before procedure and reapply every 10 minutes until directed to wash off in office. Make sure to use the **entire** tube and you should expect to use **half** of the tube on each side of the face.

## BOTOX (XEOMIN, JEUVEAU, DYSPORT, BOTOX)



Start applying a thick layer to recommended areas 1 hour before procedure and reapply every 10 minutes until directed to wash off in office.

## LASER HAIR REMOVAL

Apply a thick layer to treatment area 1 hour prior to procedure and cover with plastic wrap, which will be removed in office.